

PRESENTS:  
**COOPER BUCKS!**




YOU CAN NOW REDEEM YOUR MEDALLIONS  
FOR MERCHANDISE ON THE  
COOPER COMPANY STORE!

1

**LOG ON**

Log on to your  
<https://cooperrewards.com/>  
account using your  
Cooper credentials



2

**PLACE ORDER**


Click on Redeem Medallions  
and select "Cooper Bucks"  
from the menu. Choose the  
amount you'd like to  
purchase and place order.



3

**RECEIVE EMAIL\***


You will receive an email from  
Taylor Customer Service  
advising your Cooper Bucks  
have been added to your  
Cooper Store Account. Click on  
link in email or go to  
<https://cooperhealth.org/store>



4

**LOG IN**

Log into the Cooper Store  
using the credentials provided  
in the email.



5

**SHOP**

Shop the store as you normally  
would. At check out you will be given  
the option to pay with a Credit Card  
or with your Cooper Bucks. If your  
total exceeds your Cooper Bucks  
amount you will be prompted to add  
your credit card information. You will  
receive a confirmation when your  
order is placed and when the order  
ships!

